

# A Social Story

Before you visit  
Monarto Safari Park

MONARTO  
SAFARI  
PARK



The wild  
is calling



# Animals

There are many different animals to see at Monarto Safari Park. Some may look big and scary, but they are in their enclosures and cannot hurt me.

Sometimes it may be hard to find the animals, as they like to play hide and seek, and they have very large enclosures, but that is okay.



# Park Rules

The park is very big, so it is important that I stay with the people who brought me to the park.

I will try to walk on the paths only.

Sometimes I may need to be patient and wait my turn to be able to see an animal, but that is okay.

I will try my best to put my rubbish in the bin.



# Park Rules

I will try not to feed the animals, as this could make them sick.

I will try my best to stay seated when on the bus, so I can stay safe.

I will try my best to observe the animals quietly, so I don't disturb them or others around me.



# When at the park...

I can use my hands or headphones to cover my ears if it gets too loud.

Some areas might get smelly, but I can plug my nose if I need.

I can use my fidget toys to help me relax.

There are lots of quiet areas where I can go if I need some space. I will tell an adult how I am feeling and we can find a quiet place together.

If I need help I can ask an adult or anyone wearing a Monarto Safari Park uniform.

I may need to bring sunscreen, a hat, and good walking shoes when I come to Monarto Safari Park.



# Parking

When we park our car at Monarto Safari Park, we have to walk to the park entrance.


We will walk past a large statue of a rhino, lion and giraffe. They are very big but they are only statues and cannot hurt me.

I may want to take a picture with them.

I will try not to climb on the statues, so I can stay safe.



# Visitor Centre entrance



After we have parked our car I will see the entrance.

I will walk through a large open tunnel. Music will be playing in the tunnel. I can use my hands or headphones to cover my ears if it gets too loud.

Inside the Visitor Centre I can use the bathroom facilities, buy drinks, food, souvenirs and entry tickets.

There might be a line up to get into the park, so I may have to be patient.



# Volunteers and Staff

Staff wear green and light brown uniforms with the Monarto Safari Park logo. Volunteers wear light brown and maroon uniforms with the Monarto Safari Park logo.

I can ask these people for help if I need it. I can also ask them any questions about the park that I may have. Some examples of questions I may ask are "What do these animals eat?" or "Where is the closest bathroom?"



# Communication Boards

I can use the communication boards to share messages in a way that's easier to understand.

I can point to pictures on the board to deliver a message. I can speak when pointing to the pictures or I can just point.

I might point to an animal I want to see on the board.



## Communication Board

To find out more about accessibility at Monarto Safari Park please speak to our friendly staff, visit our website [monartosafari.com.au/accessibility](http://monartosafari.com.au/accessibility) or scan the code.




Proudly supported by



©2014 Boardmaker an international TM/©2014 AAC. All rights reserved. Use with permission.

©2014 Monarto Safari Park. All rights reserved.



# Toilets

If I need to go to the bathroom, I will tell an adult and we will find the closest one.

There are toilets inside the Visitor Centre, at the Outpost, the Chimpanzee Platform, Black Rhino stop, at the Waterhole Function Centre, at the Giraffe Platform, the Rhino Boma, and at the Carnivore Platform.

The hand dryers and the toilets flushing can be loud. I can cover my ears with my hands or use my headphones if I need.



# Food and drinks

When I'm hungry, we might go to the Café to eat. We might also bring our own food from home and sit at a picnic area to eat.

The café can get loud. I can use my hands or my headphones to block my ears if I need. I might also use my fidget toys to help me relax.

If I need to leave the café, I will tell an adult.



# Adventure time

I will line up to purchase a ticket, or show my ticket to the person at the gate, to let me in.

There might be a line up to get into the park, so I may have to be patient.

To see all the animals I will go through a short open tunnel to the bus stop to start the journey around the park on the bus.

I will scan my ticket at the turnstiles or ask a staff member to assist me.

The turnstile will make a beep noise and the doors will open quickly for me to walk through. If I feel startled I can ask a staff member to assist me in opening the Turnstiles.

There is a lot of vehicles moving, I must try to stay on the footpath.

# Walking Tracks

I might chose to walk and use some of Monarto Safari Park's walking tracks to see the animals or get from one bus stop to the next.

Most tracks are suitable for robust pushers and tracks range from easy to medium.



# Zu-loop Bus Tours

I can get on a Zu-loop Bus to take me on a tour around the park. Sometimes I may need to wait for a bus to arrive, particularly if it is a busy day.

The buses can be noisy when arriving. That's ok, I can use my hands or my headphones to block my ears if I need.

All of the buses look different, some white, some yellow and some have pictures on them.

All buses have different ways of entering, some have steps and some have ramps. I will enter the bus in a safe way.




# Zu-loop Bus Tours

I will try to stay seated when on the bus, so I can stay safe.

The bus tour takes 1.5 hours but I am able to get off and explore the stops.

If I need to get off of the bus, I will tell an adult how I am feeling and we will find the closest safe area to get off the bus together.

The volunteers use microphones to speak to us when we are on the bus, and some people like to cheer. I can cover my ears with my hands or headphones if it gets too loud.



# Cheetah stop

The first bus stop is at the Cheetahs!

At the Cheetah stop I can hop off the bus and walk to look for these spotted animals.

Sometimes it is hard to find the animals, as their exhibit is so large, but that is okay.

We can walk back to the bus stop, wait for another bus and continue our drive through the park.

We can also walk down the hill, following the walking track to the White Rhinos and see these big animals.

If we board the bus at the bottom of the hill at the rhinos we will go back to the Visitor Centre and only see the lions, hyena and painted dogs.



# The Outpost stop

The second bus stop is the Outpost.

At the Outpost I can use the bathroom facilities, buy drinks and food if the cafe is open, play on the playground, explore the animals, take a walk on a walking track or look at the shop.

The café and shop are open on busy days. It can sometimes get loud. I can put on my headphones or block my ears if I need.

There are lots of smaller animals that I can see at the Outpost.



# Shandu the rhino sculpture

When I walk from the Outpost to visit the chimps, I will see Shandu the rhino sculpture. He is very big, but he is only a statue and cannot hurt me.

I might even want to take pictures with Shandu!

I will try not to climb on the sculpture, so I can stay safe.



# Chimp Platform

At the Chimp platform I can use the bathroom facilities and look at the Chimpanzees.

The chimp platform can get loud. I can use my hands or my headphones to block my ears if I need. I might also use my fidget toys to help me relax.

The Chimps can move around quickly and sometimes make scary looking faces. They are in their enclosure and cannot hurt me.



# Black Rhino stop

The third bus stop is at the Black Rhinos and Asian Elephants.

At the Black Rhino stop I can use the bathroom facilities, have a picnic, take a walk on a walking track or look at the Black Rhinos.

Black rhinos like to snort and stamp. They sometimes look scary, but they are in their enclosure and cannot hurt me.

Sometimes it may be hard to find the animals, as they like to play hide and seek, but that is okay.



# Elephants of Asia

There are four Asian Elephants. I can walk around their enclosure to try and see them closer.

The Elephants like to play – they may swing their trunks and splash in the water.

They are very big, but I am safe. I may not see all of the Elephants, and that is okay.



# Waterhole stop

The fourth bus stop is called the Waterhole.

At the Waterhole bus stop I can use the bathroom facilities, have a picnic, take a walk on a walking track and see the Tasmanian Devils, giraffe, eland and ostrich.

The giraffe are very tall and come close to the platform. I will try not to touch or feed them.



# Boma stop

The fifth bus stop is called Boma bus stop.

At the Boma bus stop I can use the bathroom facilities, have a picnic, play on the playground, take a walk on a walking track and see the White Rhino.

The White Rhino are very big and come close to the fence.

They may look big and scary, but they are in their enclosures and cannot hurt me.



# Windana stop

The sixth bus stop is the Windana bus stop.

At the Windana platform I can use the bathroom facilities, have a picnic, take a walk on a walking track and see the Carnivores lions, hyenas and painted dogs.

The lions, hyena and painted dogs are big and come close to the platform.

They may look big and scary, but they are in their enclosures and cannot hurt me.

Sometimes it is hard to find the animals, as their exhibit is so large, but that is okay.



# Back at the Visitor Centre

The seventh bus stop is back at the Visitor Centre and where the bus loop ends.

I will need to hop off the bus when it has stopped.

I will see a lot of animal pictures on my walk back to the centre. These are large images that look real but are only a picture.

I will then walk through a short tunnel and glass sliding doors and enter the shop before exiting into the visitor centre.



# Shopping

The Safari Shop is located at the Visitor Centre.


After I finish the bus tour through the park I will walk through a short tunnel and glass sliding doors through the shop.

The shop can get loud if there are lots of people shopping. I can use my hands or headphones to cover my ears if I need.

I may not be able to buy something each time I visit and that is okay.



# Play Time!



I can play on the playground with other kids, and there are lots of different things to explore!

I may have to be patient if there are lots of children, but that is okay because I will still get my turn.

It can get loud at the playground as lots of kids are having fun. I can use my hands or my headphones to block my ears if I need.



# Goodbye

Going to Monarto Safari Park can be lots of fun!

There are so many animals to see and different things to learn about!

When it is time to leave I will try to remember to take all of my things with me.

Hopefully I can visit the park again soon!

